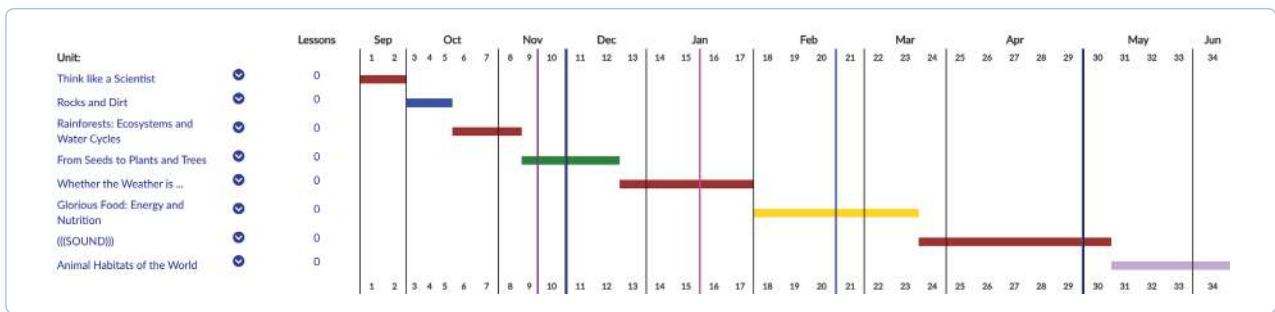


## 6 Tips for Teachers

Developing and Using Curriculum in Atlas

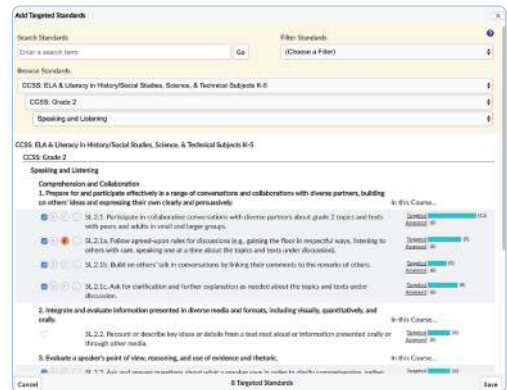
### 1 CAPTURE THE EXCITEMENT WITH DESCRIPTIVE UNIT TITLES

Swap out “Unit 7” for “Fractions in the World Around Us,” and switch “Chapter 12” for “Identity in Greek Mythology.” Not only will you get more excited when you view your curriculum, but your colleagues will have an easier time pin-pointing potential areas for collaboration.



### 2 FILTER STANDARDS AS YOU GO

What math standards would complement my science unit? What standards do I have left to cover? Is there a standard that addresses “community”? Answer these questions and target your standards with intention. Browse the standards in your system by subject area, grade, and strand; search the standards for a keyword; and filter standards to shorten your to-do list.

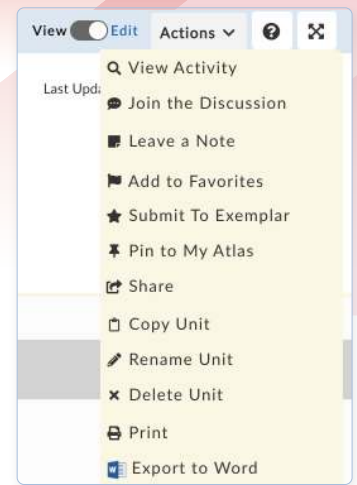


### 3 ATTACH.. ANYTHING!

Google Drive, shared drive, home computer, dusty binder on the shelf... let's gather our materials and resources together in one place! Attach the assignment, rubric, letter home to families, and a video of a student's presentation to a corresponding assessment.

## 4 TACTILE LEARNER? PRINT AND ANNOTATE YOUR UNIT!

Prefer to take notes on your teaching plan? Wish to highlight and annotate? Head up to the Actions button to print your unit plan to jot down thoughts and ideas to later record in your Atlas system. Don't need to print your lengthy standards category? Simply collapse the arrow, and then choose print!



## Content

Blog Post

### Social Studies:

- Louisiana Purchase & Thomas Jefferson's role
- Lewis & Clark and the formation of the Corps
- The Journey: Interactions with Native Americans
- Characteristics of an effective team
- The winter at Fort Clatsop
- Contributions of the expedition to expansion of the United States

### Science:

- The scientific process
- Inquiry process & method
- Scientific Discoveries of the Corps

### ELA Reading:

- Literary Elements: Characterization & Themes
- Relationship between fictional characters and real life
- Word choice

### ELA Writing:

- The writing process
- 6 + 1 Traits - word choice, organization, conventions, ideas, sentence fluency, presentation, voice

### Listening & Speaking:

- Sequence of events in the journey of Lewis & Clark expressed through tableaux

### Technology (College & Career Readiness: Anchor Standards for Writing)

- Publish student writing using computers

## 5 VISUAL LEARNER? COLOR-CODE CONNECTIONS IN YOUR CURRICULUM!

Collaborate with another teacher on the same curriculum? Perhaps he types in blue, and you type in green. Wish to capture what honors students will be addressing in addition to the curriculum? Capture additional Content and Skills in Purple. Want to show the relationship between certain Content and Skills? Group them together in colors!!

## 6 OPEN YOUR UNIT TO STUDENT REFLECTION

Assign an essential question to groups of older students and invite them to share out their thoughts. For younger kids, project your Content on the board and encourage them to share their favorite moments in the unit. Ask students which assessment they found most helpful—and maybe it's one you forgot, so you type it in! You're signaling to students that learning doesn't end with the final exam; you're involving them in the intention of their learning; and you're capturing your reflections in Atlas.

### Teacher Notes & Reflections



Kim: The journaling was really helpful. It helped me think about the unit and imagine how journals help us understand history.

+ Add an Attachment

Check out our blog post for more, visit us at [onatlas.com](http://onatlas.com), or email us at [hello@onatlas.com](mailto:hello@onatlas.com)



Faria  
Education  
Group

+ 1 503 223 7600

Visit: [onatlas.com](http://onatlas.com)

Email: [hello@onatlas.com](mailto:hello@onatlas.com)

[@Planonatlas](https://twitter.com/Planonatlas)

[@Atlasbyfaria](https://facebook.com/Atlasbyfaria)

[fariaedu](https://linkedin.com/company/fariaedu)